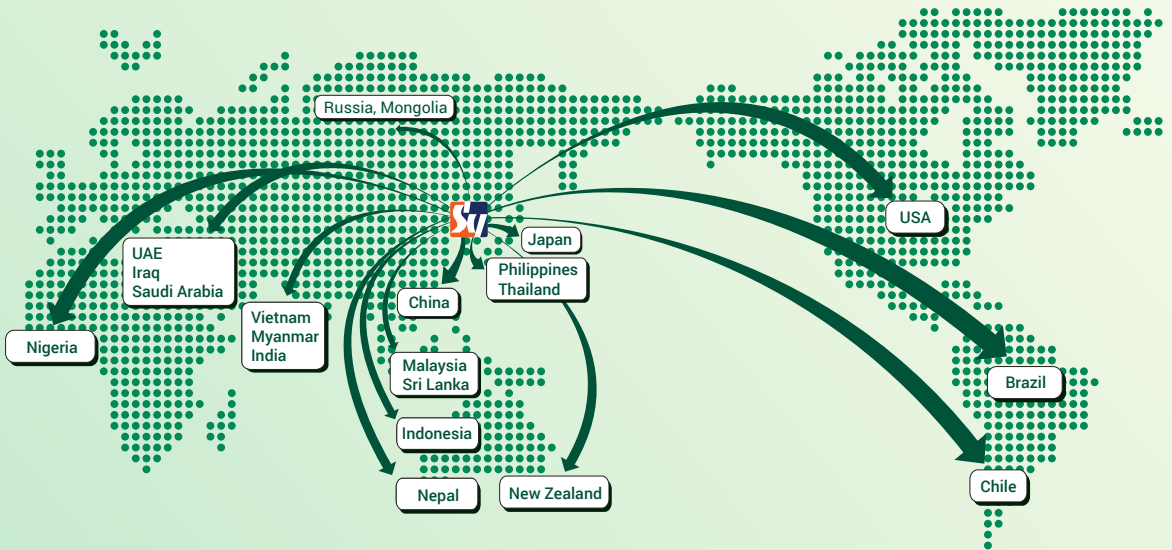




## EXPORTING TO 19 COUNTRIES AROUND THE WORLD

Establishing a base for expansion to Asia



### CORPORATE OFFICE

Baneshwor 31, Kathmandu | Tel : 01 4781881 | Email : synepal34@gmail.com

### FACTORY

Pithuwa, Ratnanagar 14, Chitwan | Tel : 056 560644, 560274

**Marketing:** 9851149804 - Bimal | 9823132296 - Deepak | 9849570338 - Abiral | 9841133998 - Rujan

## ■ CHITWAN FACTORY - MACHINERY ■



EPS panel laminating machine



Resin Expansion Machine



Panel Cutting Roller



EPS Board cutting wire line machine



EPS panel roll forming machine



EPS panel cutting machine



Flashing Machine



EPS Block



Eps Block Roller



EPS Block Production machine

## ■ FEATURES OF SY PANEL ■

### LIGHT WEIGHT

The Density of SY panel is only 124 kg/m<sup>3</sup> which make SY Panel light weight.

### HEAT INSULATION

The energy saving features of SY Panel heat preserving polystyrene grains with good heat insulation & preservation function, which help to constant range of indoor temperature.

### SOUND INSULATION

Expandable polystyrene grain is a good sound insulation absorbing function, damping out loud noise and provide good insulation.

### QUICK INSTALLATION

Including the installation & surface finish work, his saves a lot in terms of time, value and money.

### EARTHQUAKE RESISTANT

SY Panel has earthquake resistance function, directly screwed in the structure make panel safer than other building material

### SPACE SAVING

Increase in carpet area compare to other traditional building material.

### COST SAVING

Due to light weight properties the structure cost reduces.

## ■ EPS SANDWICH ROOFING PANEL ■



**Zinc  
Roofing Panel**



**Blue  
Roofing Panel**



**Combat  
Roofing Panel**



**Orange  
Roofing Panel**

## ■ EPS SANDWICH WALL PANEL ■




**Wooden  
wall Panel**



**Zinc  
wall Panel**



**Ivory  
wall Panel**




**RP  
wall Panel**

ITEMS	SPECIFICATIONS	
<b>Skim</b>	Exterior	0.4mm PPGL [Prepainted Galvalume]
	Interior	0.35mm PPGL [Prepainted Galvalume]
<b>Thickness</b>	50mm, 75mm, 100mm, 125mm	
<b>Width</b>	1m	
<b>Length</b>	2m~13m [Recommended length : 7m]	
<b>Weight</b>	50mm	6.2kg/m <sup>2</sup>
	75mm	6.4kg/m <sup>2</sup>
	100mm	6.6kg/m <sup>2</sup>
<b>Thermal Conductivity</b>	50mm	0.0400 W/(m*K)
	75mm	0.0380 W/(m*K)
	100mm	0.0350 W/(m*K)
<b>Non-burn Test</b>	Korean Standard	KS F ISO 5660-1 : 2008

## DENSITY COMPARISON



Density of Stone Masonry: 2400kg/m<sup>3</sup>



Density of AAC Block: 850kg/m<sup>3</sup>



Density of Brick Masonry: 1900kg/m<sup>3</sup>



Density of SY Panel: 124kg/m<sup>3</sup>

## USES & APPLICATION OF SY PANEL

### HOTELS/RESORTS



Sinamangal Cafe, KTM



Resort



Hotel Marfa, Mustang

### GYM HALL



GYM Hall, Bouddha KTM

### FACTORY



Chitwan Plastic Factory, Chitwan

## ■ HOSPITAL / QUARANTINE CENTER ■



**Neuro Hospital, Bansnbari**



**Isolation Hospital, Dailekh**

## ■ SCHOOLS ■



**Kasthamandap School, KTM**



**Udayasi Secondary School, Udayapur**

## ■ GOVERNMENT OFFICE ■



Ratnanagar Municipality, Chitwan  
Ward office - 14



Bagmati Province Office, Hetauda

## ■ RESIDENCIAL HOUSE ■



## ■ TOP FLOOR HOUSE EXTENSION ■



## ▶ UPVC WINDOW

Unplasticized Polyvinyl Chloride  
High Insulation  
Durability  
Eco-Friendly



ITEMS		SPECIFICATIONS
Width		300mm ~ 3,000mm
Length		300mm ~ 2,800mm
Window Frame		Thickness 116mm
Window Shah		Thickness 36mm
Core		EGL Steel Rainforcement [Larger than 2m window]
Glass		5mm, 6mm, 16mm IGU, 22mm IGU, 24mm IGU
Insect Screen		Stainless Steel
Glass Test	Korean Standard	KS L 2003



ITEMS		SPECIFICATIONS	
Door Frame	1.6mm EGI Steel		
Door Leaf	0.5mm EGI Steel		
Core Insulation	Honeycomb		
Thickness	50mm		
Width	900mm, 1000mm		
Length	2,100mm		
Fire Resistance Test	30 min	KICT - R - K - 2016 - 01711 - 2 - 4	

**■ FOR DEALERS ■**